

ACRO BUILDING SYSTEMS



Made in the USA



PUMP JACK SYSTEM

1 PUMP JACK PART Your weight does the work! Men, materials and tools are smoothly raised with positive action foot pedal and easily lowered by turning a crank. Pump jack operates on your "upright" (post unit) made of two straight 2 x 4's. Uprights can be on uneven ground and in narrow spaces. Make sure, however, that ground is firm. For added safety, place 2 x 8 x 8" plate under post. Plate should be toe-nailed to upright. System will allow adjustment to a variety of corners, angles and placements up to 30' in height and creates a 24" standing platform. The should be no more than 2 people between any two pump jacks at one time with a maximum working load of 500 lbs. Use a guardrail system at all times.


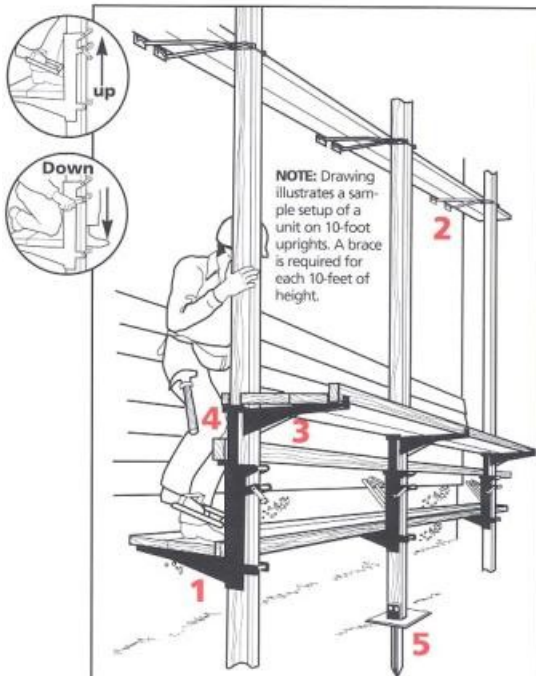

** This system will not work with an aluminum pole

2 BRACE Used as a bracing for wood poles. Poles to be constructed in accordance with operating instructions. One brace should be used for every 10' of elevation.

3 WORK BENCH Cut work time with a work bench right on the scaffold. Can be attached to a guardrail or pump jack.

4 GUARDRAIL Allows you to attach two 2 x 4's for a strong, safe guardrail. Provides 20" of work space (works with or without the work bench).

5 POLE ANCHOR Attaches to bottom of pump jack pole to secure pump jack. One is required for each pump jack.



Pump Jacks & Accessories	
Description	Model #
1 Pump Jack Part	10100
2 Brace Part	10110
3 Work Bench Part	10130
4 Guardrail Part	10120
5 Pole Anchor Part	10135

PHONE (TOLL FREE): 800-267-3807
FAX: 414-445-8792

WEB: WWW.ACROBUILDINGSYSTEMS.COM
EMAIL: INFO@ACROBUILDINGSYSTEMS.COM